



HOMEOWNER'S GUIDE TO GARAGE DOORS

Residential Sectional Overview

Homeowners Guide to Garage Doors

What to Look for in a Garage Door

There are four basic types of doors for residential properties:

Pan Door: TradeMark™ and BuildMark®

Polystyrene Insulated Door: Masterpiece™ and ShowCase™

Polyurethane Insulated Door: Aspen™ AP200, Aspen™ AP138, Aspen™ AP200LV and RockCreeke™

Aluminum Rail and Stile Glass Doors: StyleView®

With the exception of the Aluminum/Glass door, they can look very similar from the outside. So what is the correct door for *your* application? Why the different types?

Lets start with Insulation:

Consider these two key elements:

1. What type of climate do you live in?
2. Is your garage attached? Detached? Underneath rooms (bi-level)?

Pan doors and **aluminum rail and stile glass doors** are not insulated. They offer virtually no R-value. Pan doors are a good choice for detached garages, or moderate climates with an attached garage. However, insulation can be added to pan doors for minimal R-value and noise suppression. Aluminum rail and stile glass doors are a great choice if aesthetics are the main concern.

Polystyrene insulated doors are a three layer door. Polystyrene insulation is bonded between two layers of steel providing a good R-value. These doors are a good choice for harsher climates (both cold and heat) as well as attached garages. Many aesthetic options and design elements are available to tailor these doors to your house for exceptional curb appeal.

Polyurethane insulated doors are also a three layer door. However, these doors feature a "foam-in-place" insulation that entirely fills all voids between the two layers of steel. Polyurethane offers the highest R-value available. This is an excellent choice for attached garages, garages that are underneath rooms and harsh climates (both hot and cold). Our Aspen™ polyurethane doors also feature Raynor's proprietary WeatherLock™ section joint and seal system. As with our polystyrene doors, many aesthetic options and design elements are available.

What about windows?

Windows can add a tremendous amount of curb appeal to your door and overall appearance of your home. There are many window options available, and consider the type of door you selected to choose the correct glass. For instance, with a pan door you can choose single pane glass, but if you need an insulated door, always select insulated glass to maintain as much R-value as possible.

Dress it up!

Raynor has many options that can be added to increase your curb appeal. You have a choice of panel designs, color options and decorative hardware in the form of straps and handles. Don't forget about the inside of the garage. You can upgrade from conventional galvanized hardware to EnduraCote™ hardware - a clean white powder coat system for your track and hardware and black powder coated springs and torsion tube, and add to your warranty period at the same time.

Raynor has a wide variety of doors and options to customize your garage door to your house, giving a perfect fit to *your* needs.



Aspen™ AP138- Sandstone Colonial

Dependable. Stylish. Timeless

Since 1944, Raynor Garage Doors has been an industry leader as a family-owned company located in Dixon, IL . With over 800 distributors in the United States, 190 in Canada, and 60 distributors in 50 countries on 5 continents, Raynor proudly manufactures a full line of residential and commercial garage doors.

From contemporary to traditional designs, Raynor's residential product line has a garage door that is the perfect complement to any home. When you choose a Raynor garage door, you can be assured that you have chosen the right door, installed by a qualified professional.

When You Choose Quality, You Choose Raynor!
Choose from one of our customizable garage door series to find the perfect garage door for you.

Distinctions Series™	3
Aspen™ Series	6
Traditions Series™	10
Advantage Series™	13
Openers.....	16
Commercial Doors.....	17



Wind Load

Products featuring the Raynor Secure icon are available with Wind Load approved designs. See your Raynor Dealer for more details.



Raynor Recycles

Products featuring the Raynor Recycles icon are manufactured with recycled material to maintain the environment.



RockCreeke™ - OptiFinish Accordion & Bi-Fold with 3-pane windows



StyleView® - ArmorBrite™ Wide Profile



StyleView® - Black Mixed Panel



RockCreeke™ - White Over Almond Swing-out with X bucks & 3-over-3 Pane Arched Windows & Bean Hardware



RockCreeke™ - White Over Almond Swing-Out with A bucks & 3-over-3 Arched Windows

Distinctions Series™

Creating garage doors of distinction requires the ultimate attention to detail. Raynor Distinctions Series garage doors offer the finest features the garage door industry has to offer, combined with the widest range of design options available.

RockCreeke™



Environmentally Friendly

- Composite overlay carriage house garage door
- R13 polyurethane insulation
- Steel, two-sided
- White, Almond, Black, Bronze, Brown, Desert Tan, Sandstone, Charcoal for Base or Board Colors
- EnduraCote™ painted track and hardware options
- Arched or square top designs
- Decorative hardware options add a finishing touch.
- Optional clear, insulated and water glass available.
- Features "For As Long As You Own Your Home" sections limited warranty against rust-through, trim boards for 5-years against discoloration and 10-years against delamination**
- **OptiFinish™**: Choose from over 1,800 Sherwin-Williams® colors to custom match your door to your home

StyleView®



Wind Load Approved

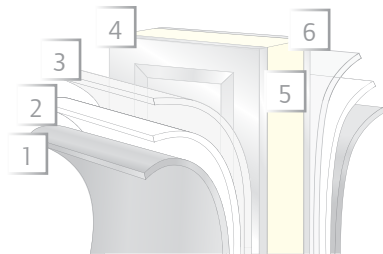
Environmentally Friendly

- Aluminum rail and stile garage doors
- 188 ArmorBrite™ powder coat colors available
- 7 anodized finish options available
- Ranch, Colonial, Carriage House and Mixed Panel designs available
- 2 EnduraCote™ powder coated track and hardware options
- Alternate color kick panel options
- Dozens of glass designs to choose from including tinted, frosted, acrylic, polycarbonate and more
- Features "For As Long As You Own Your Home" section limited warranty against defects in materials and workmanship, and 5-years for ArmorBrite finish**


** See www.raynor.com/products for complete and full Limited Warranty details.

RockCreeke™

Designed to provide unsurpassed character in a maintenance-free design, Raynor RockCreeke overlay doors feature an environmentally stable trim board material.



1. baked-on finish
2. epoxy primer
3. galvanized layer
4. high-strength steel
5. polyurethane insulation
6. high-strength steel



RockCreeke, Swing-Out, White over Barn Red with 3 over 3 clear glass

Colors

Standard Base Colors

White	Almond	Black	Bronze
Brown	Desert Tan	Sandstone	Charcoal

Optional Board Color

Almond	Black	Bronze	
Brown	Desert Tan	Sandstone	Charcoal

Standard Board Color

White

Optional

Raynor's OptiFinish paint process allows your RockCreeke door to be customized with more than 1,800 Sherwin-Williams® colors. Mix and match to achieve your perfect 2-tone door.



Panel Options

Swing-Out



Bi-Fold



Accordion



*Many other custom options available. Contact your Raynor dealer for further details.

Window Options*

1 pane




1 pane arched




3 pane***



3 over 3 pane**



3 over 3 pane arched**



* Available in clear, water, and insulated glass

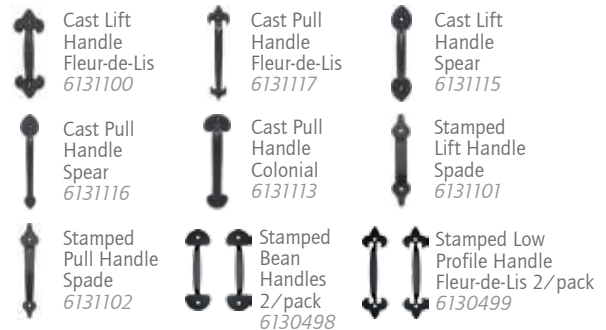
** Available in 4 over 4 pattern

*** Available in 4 pane pattern


Optional Decorative Hardware

Raynor's many decorative hardware options add the finishing touches to your RockCreeke™ Door.

Handles



Straps



Track Options

Galvanized (standard)



EnduraCote™ (optional)



StyleView®

An inspiration in both form and function, Raynor StyleView garage doors offer architectural flexibility, maximum visibility and extreme durability in a maintenance-free aluminum garage door.

ArmorBrite™ Color System

Choose from over 188 Raynor ArmorBrite™ colors.



Anodized Finish Options



Hardware Options


EnduraCote™ Options

The EnduraCote Hardware System features extended-life black powder coated torsion springs and white powder coated track and hinges. Heavy-duty nylon rollers, with steel ball bearings, also help to provide superior noise reduction.



Track Options

Galvanized (Standard)
White
Black



StyleView Narrow Profile

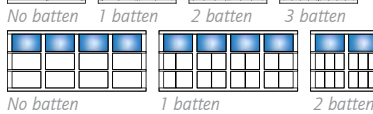
Panel Options

Custom Carriage House


Swing-Up



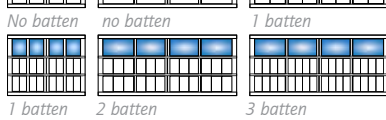
Swing-Out



Accordion



Bi-Fold



Narrow & Wide Profile

Single Car

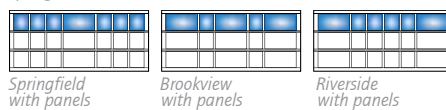
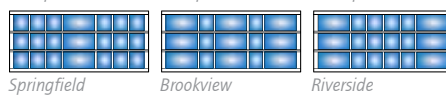
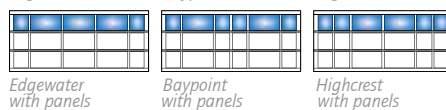
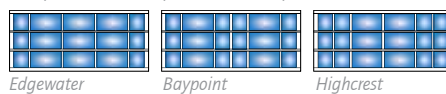

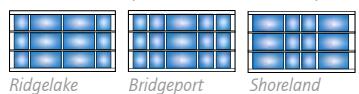
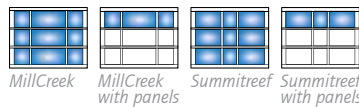


Single car, 4'0" to 9'2", 2 panel design

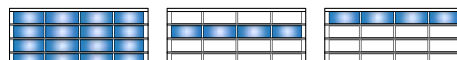


Single car, 9'3" to 12'2", 3 panel design

Custom Mixed Panel



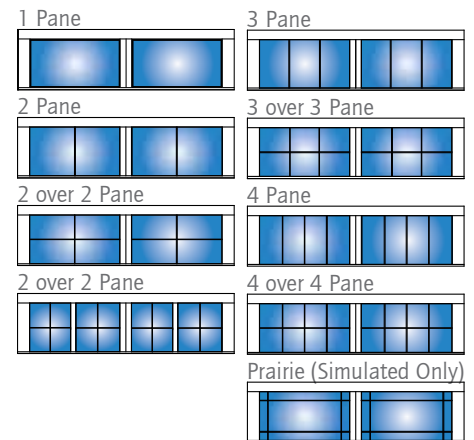
Double Car



Double car 12'3" to 20'0", 4&5 panel designs

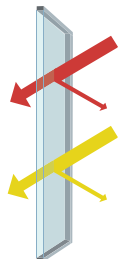
Window Options

Custom Carriage House



Low-E Glass Also Available

Low-E glass is the solution for long-term exposure to high temperatures by allowing full visibility, while providing a barrier from the sun. Low-E glass is only available for StyleView doors with insulated glass.





Aspen™ AP138 - Brown Ranch with Clear Ranch Windows

Aspen™ Series

Aspen Series steel garage doors provide the ultimate in safety, quality, and energy efficiency in a steel, three-layer construction door design. The Aspen Series features Raynor's proprietary WeatherLock™ section joint and seal system, Neufoam™ polyurethane insulation, and a multitude of panel designs.

Aspen™ AP200



Wind Load Approved

Environmentally Friendly

- Steel, two sided
- 2" thick, polyurethane insulation
- Available in 10 standard color options
- Raised Ranch, Raised Colonial, Recessed Ranch, Recessed Colonial, Mixed, Flush and Plank panel designs.
- Features Raynor WeatherLock™ section joint
- Optional EnduraCote™ hardware and track system
- Features "For As Long As You Own Your Home" Limited Warranty on sections and EnduraCote track and hardware, standard track and hardware 6-years and 3-years springs limited warranty*
- **OptiFinish™**: Choose from over 1,800 Sherwin-Williams® colors to custom match your door to your home

Aspen™ AP138



Wind Load Approved

Environmentally Friendly

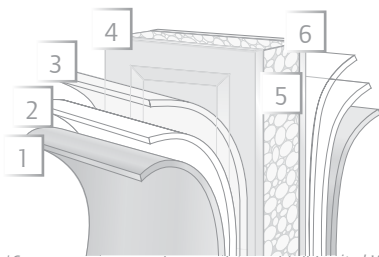
- Steel, two sided
- 1-3/8" thick, polyurethane insulation
- Available in 10 color options
- Raised Ranch, Raised Colonial, Recessed Ranch, Recessed Colonial, Mixed, Flush and Plank panel designs.
- Features Raynor WeatherLock™ section joint
- Optional EnduraCote™ hardware and track system
- Features "For As Long As You Own Your Home" Limited Warranty on sections and EnduraCote track and hardware, standard track and hardware 6-years and 3-years springs limited warranty*
- **OptiFinish™**: Choose from over 1,800 Sherwin-Williams® colors to custom match your door to your home

* See www.raynor.com/products for complete and full Limited Warranty details.

Aspen™ AP200 & AP138

Raynor Aspen™ garage doors are available in two thickness options; 2" and 1 3/4". Both models feature Neufoam™ insulation technology, ensuring that 100% of the section's interior is filled with energy saving polyurethane insulation. The 2" thick AP200 has an exceptional R-value of 18, while the 1 3/4" thick AP138 has a R-value of 13. Both doors carry a "For As Long As You Own Your Home" limited section warranty against rust, six (6) year limited warranty on hardware, and a three (3) year limited warranty on springs to the original purchaser.*

Aspen™ Panel Construction



1. Baked-on finish
2. Epoxy primer
3. Galvanized layer
4. High-strength steel
5. Polyurethane insulation
6. High-strength steel

*See www.raynor.com for complete and full Limited Warranty details.



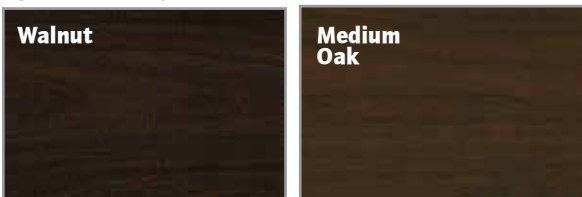
Aspen, black with colonial raised panel embossment and prairie windows.

Colors

Standard



Optional Woodgrain Finishes



Optional Post Paint Finish



Raynor's OptiFinish™ paint process allows your Aspen door to be customized with more than 1,800 Sherwin-Williams® colors.

Hardware Options

Standard

Aspen doors feature galvanized steel track and hinges, Egyptian coated springs, and heavy-duty nylon rollers with steel ball bearings for long life and quiet operation.

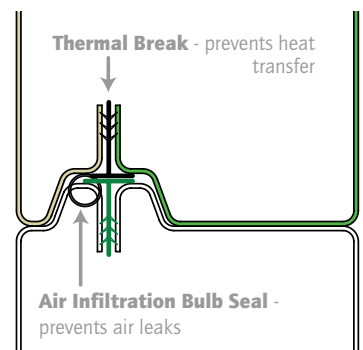
Optional

Raynor's EnduraCote™ system includes white powder coated track, end stiles and hinges, black powder coated extended life springs and torsion bar. The EnduraCote™ option also extends the Limited Warranty* on hardware and springs to the original purchaser "For As Long As You Own Your Home" against defects in material and workmanship.



WeatherLock™ Section Joints

Aspen™ doors incorporate Raynor's exclusive WeatherLock™ section joint. Raynor's proprietary modified tongue-in-groove joint provides exceptional strength, moving the joint forward to increase effectiveness of the air and water seal, keeping out unwanted water and air infiltration, while providing unyielding section strength and integrity.



Panel Options*

Aspen™ offers distinctly different panel options to help give your home a custom and unique look.



Raised Colonial



Raised Ranch




Flush



Mixed Panel
Raised or Recessed



Recessed Colonial Grooved



Recessed Ranch Grooved



Plank (Beadline)

Optional Window & Decorative Hardware*

Raynor's many window and decorative hardware options add the finishing touches to your Aspen™ door.

These small details customize the door to your home and increase curb appeal.

Window Options



Clear Colonial



Clear Ranch



Obscure Colonial



Obscure Ranch

Snap-In Inserts



Stockton Colonial



Stockton Ranch



Cascade Colonial



Cascade Ranch

*See Aspen Brochure for full selection.

Decorative Hardware

Handles



Cast Lift Handle
Fleur-de-Lis
6131100



Cast Pull Handle
Fleur-de-Lis
6131117



Cast Lift Handle
Spear
6131115



Cast Pull Handle
Spear
6131116



Cast Pull Handle
Colonial
6131113



Stamped Lift Handle
Spade
6131101



Stamped Pull Handle
Spade
6131102



Stamped Low Profile
Bean Handles
2/pack
6130498



Stamped Low Profile
Handle Fleur-de-Lis
2/pack
6130499

Straps



Stamped 16" Hinge
Spade (2" High) 6131105



Stamped 16" Hinge Narrow
Spade (1 1/2" High) 6131111



Stamped 24" Hinge
Spade 6131106



Cast 16" Hinge
Colonial 6131114



Cast 16" Hinge Spear
6131104



Cast 16" Hinge
Assembly Spear 6131103



Stamped 17" Bean
Straps 4/pack 6130491



Stamped 17" Fleur-de-Lis
Straps 4/pack 6130492

*See Aspen Brochure for full selection.

AP200LV LuxeVue™

AP200LV LuxeVue door by Raynor® combines all of the aesthetic design options of our Aspen™ Series line with a dramatically larger top window section to create a beautiful door, with stunning curb appeal.

Step out of the ordinary and compliment your home's aesthetic features with a LuxeVue™ door. The AP200LV is the perfect choice for a pristine, high-end, garage door.



*Reference the LuxeVue brochure for more information on the AP200LV.

LuxeVue™



AP200LV Almond Ranch with Mission Vista Windows

Standard



AP200LV Almond Ranch with Breckenridge Windows

AP200 VersaView

With Raynor's VersaView door you have the ability to place windows in any location on your door. Create a contemporary look with a vertical row of lights, or get creative in your window placement for a one of a kind look. The VersaView offering increases the amount of light inside your garage while improving the look of your garage door with stylish designs that enhance the curb appeal of your home! Your Raynor Dealer can build you a door with a unique look using the customizable window placement available with the VersaView program for our Aspen AV200 doors.

Colonial		Ranch		Mixed Panel	
1-Car	2-Car	1-Car	2-Car	1-Car	2-Car



AP200 VersaView Walnut Ranch with Full View Windows



*VersaView available on 2" Aspen doors only. Tempered glass must be used when placing windows in the bottom 2 sections. Max size of 18' wide x 10' high.



ShowCase™ - White Carriage House (Grooved) with Arched Stockton Ranch Windows and Fleur-de-Lis Hardware

Traditions Series™

Traditions Series steel garage doors are built for dependable, long-lasting performance and offer homeowners an excellent option in three-layer construction. There is no product series in the industry with more flexibility and customization options, making Raynor's Traditions Series well equipped to be the ideal complement to your home's facade.

Masterpiece™



Wind Load Approved

Environmentally Friendly

- Steel, two sided
- 2" thick, polystyrene insulation
- Available in 5 standard color options and 8 optional finishes
- Colonial, Ranch, Flush, Carriage House, and Flush Beadline panel designs
- Optional Dimensions Glass Styles: Frosted Beveled, Clear Beveled glass designs as well as several window inserts from which to choose
- Features "For As Long As You Own Your Home" limited warranty on sections, track, and hardware*
- EnduraCote™ Hardware System: White powder coat track and hardware, nylon rollers and black powder coated torsion bar and extended life springs
- **AccuFinish™**: Natural Wood Beauty with the durability of steel
- **OptiFinish™**: Choose from over 1,800 Sherwin-Williams® colors to custom match your door to your home

ShowCase™



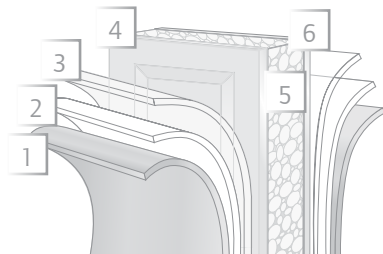
Wind Load Approved

Environmentally Friendly

- Steel, two sided
- 2" thick, polystyrene insulation
- Available in 5 standard color options and 8 optional finishes
- Colonial, Ranch, Flush, Carriage House, and Flush Beadline panel designs
- Modified tongue & groove section joint with vinyl thermal break
- Optional Dimensions Glass Styles: Frosted Beveled, Clear Beveled glass designs as well as several window inserts from which to choose
- Features "For As Long As You Own Your Home" limited warranty on sections, 6-years track and 3-years hardware limited warranty*
- **AccuFinish™**: Natural Wood Beauty with the durability of steel
- **OptiFinish™**: Choose from over 1,800 Sherwin-Williams® colors to custom match your door to your home

Masterpiece™

The flagship of the Raynor Traditions Series, Raynor Masterpiece steel garage doors feature 2" thick sections, a continuous thermal break between sections, and expanded polystyrene insulation bonded between two steel skins for an outstanding 10.25 R-value. Masterpiece is the only door in the Raynor Traditions Series line to feature the EnduraCote™ hardware system.



1. baked-on finish
2. epoxy primer
3. galvanized layer
4. high-strength steel
5. polystyrene insulation
6. high-strength steel



Masterpiece, Colonial, with Regency glass featuring black caming

Colors

Standard



*Features the Kynar® paint process, which provides extended UV protection against fading.

Optional

AccuFinish®



OptiFinish™



Choose from over 1,800 colors for your custom painted garage door.

Hardware


EnduraCote™

Masterpiece doors feature white EnduraCote end stiles, track and hinges, heavy-duty nylon rollers and black powder coated extended life springs and torsion bar.



Panel Options*

Colonial



Ranch



Flush



Flush Beadline



Carriage House (Grooved)



*Available with Standard Finish, AccuFinish and OptiFinish. Contact your Raynor dealer for further details.

Window Options**

Dimensions Glass



Antique Black Ranch



Oval/Diamond Black Ranch



Regency Black Colonial

Snap-In Inserts



Stockbridge Ranch



Stockton Ranch



Cascade Ranch



Sunburst Ranch



Sherwood Colonial



Prairie Ranch



Stockton Colonial



Cascade Colonial



Sunburst Colonial



Cathedral Colonial

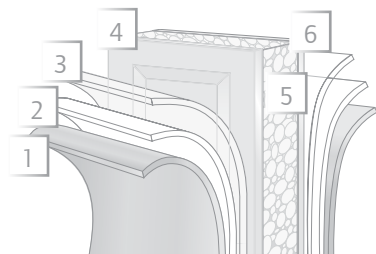


Arched Stockton Ranch

**Many other options available including clear, obscure, DSB acrylic and insulated glass. Contact your Raynor dealer for further details.

ShowCase™

Raynor ShowCase steel garage doors feature 2" thick sections, optional AccuFinish® woodgrain finishes, a continuous thermal break between sections, and expanded polystyrene insulation bonded between two steel skins for an outstanding 10.25 R-value. ShowCase doors feature hot-dipped galvanized steel track and hinges.



1. baked-on finish
2. epoxy primer
3. galvanized layer
4. high-strength steel
5. polystyrene insulation
6. high-strength steel



ShowCase, Cherry AccuFinish®, Carriage house and Fleur-de-Lis hardware

Colors

Standard



*Features the Kynar® paint process, which provides extended UV protection against fading.

Optional

AccuFinish®



OptiFinish™



Choose from over 1,800 colors for your custom painted garage door.

Hardware

ShowCase doors feature galvanized steel hardware and steel rollers.



Panel Options


Colonial




Ranch



Flush



Flush Beadline



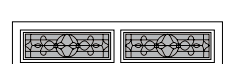
Carriage House (Grooved)



*Available with Standard Finish, AccuFinish and OptiFinish. Contact your Raynor dealer for further details.

Window Options**

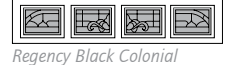
Dimensions Glass



Antique Black Ranch



Oval/Diamond Black Ranch



Regency Black Colonial

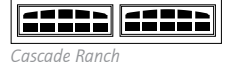
Snap-In Inserts



Stockbridge Ranch



Stockton Ranch



Cascade Ranch



Sunburst Ranch



Sherwood Colonial



Prairie Ranch



Stockton Colonial



Cascade Colonial



Sunburst Colonial



Cathedral Colonial



Arched Stockton Ranch

**Many other options available including clear, obscure, DSB, acrylic and insulated glass. Contact your Raynor dealer for further details.



TradeMark® - White Colonial with Clear Colonial Windows

Advantage Series™

Advantage Series garage doors offer homeowners, builders, and contractors a very high-quality door with a wide-range of options and designs from which to choose.

TradeMark™



Wind Load Approved

Environmentally Friendly

- Steel door (with optional polystyrene insulation)
- 24 gauge steel
- Available in 5 standard color options or OptiFinish™
- Our beautiful window designs put the finishing touch on your garage door. Choose from clear or obscure glass, standard or insulated. Snap-in window designs add charm to any home. A variety of styles lets you customize your look!
- Features limited lifetime rust-through section warranty, 6-years track & hardware limited warranty and 3-years springs limited warranty*

BuildMark®



Wind Load Approved

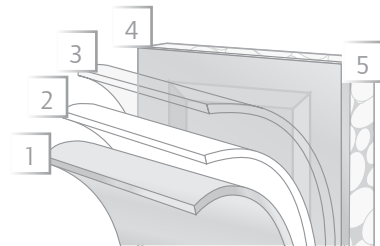
Environmentally Friendly

- Steel door (with optional polystyrene insulation)
- 25 gauge steel
- Available in 5 standard color options and optional OptiFinish™
- Our beautiful window designs put the finishing touch on your garage door. Choose from clear or obscure glass, standard or insulated. Snap-in window designs add charm to any home. A variety of styles lets you customize your look!
- Features limited lifetime rust-through section warranty, 6-years track & hardware limited warranty and 3-years springs limited warranty*

* See www.raynor.com/products for complete and full Limited Warranty details.

TradeMark™

The combination of durable, 24-gauge steel, defined raised panel styling and authentic woodgrain texture gives your home curb appeal with TradeMark steel garage doors. Add charm with colonial or ranch panels, or for a distinctive look on your home, choose the carriage house option. Optional polystyrene insulation can be added to provide additional comfort and help keep your garage quieter.



1. baked-on finish
2. epoxy primer
3. galvanized layer
4. high-strength steel
5. optional polystyrene insulation



TradeMark, Ranch, with Cascade Ranch inserts

Colors

Standard



Optional




Choose from over 1,800 colors for your custom painted garage door.

Hardware Options

Decorative Hardware

Fleur-de-Lis Handle



Bean Handle

Straps



*See TradeMark brochure for full hardware selection.

Hardware

TradeMark doors feature galvanized steel hardware.




Insulation Options

An energy-saving core of polystyrene insulation provides added comfort and helps keep your garage quieter.



Panel Options*

Colonial



Ranch



Carriage House



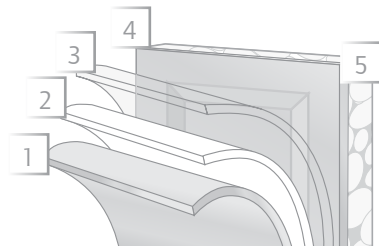
Window Options

Clear Colonial	Clear Ranch	Sunburst 4
Obscure Colonial	Obscure Ranch	Sunburst 5
Sunburst 6	Sunburst 7	Sunburst 8
Sunburst 9	Sunburst 9	Sunburst 9
Sunray (4 panel)	Sunray (4 panel)	Sunray (4 panel)
Berkshire	Berkshire	Berkshire
Breckenridge	Breckenridge	Breckenridge

Snap-In Inserts	Colonial	Ranch
Sherwood	Sunburst Ranch	Sunburst Ranch
Prairie	Prairie Ranch	Prairie Ranch
Cathedral	Arched Stockbridge Ranch	Arched Stockbridge Ranch
Waterton	Waterton Ranch	Waterton Ranch
Cascade	Cascade Ranch	Cascade Ranch
Stockton	Stockton Ranch	Stockton Ranch
Stockbridge Ranch	Arched Stockton Ranch	Arched Stockton Ranch

BuildMark®

This steel garage door design offers a traditional look at an affordable price. Choose from the time-honored ranch and colonial patterns or customize your garage with a carriage house design. Optional polystyrene insulation can be added to provide additional comfort and help keep your garage quieter.



1. baked-on finish
2. epoxy primer
3. galvanized layer
4. high-strength steel
5. optional polystyrene insulation



BuildMark, Colonial, with Cascade Colonial inserts

Colors

Standard



Optional

OptiFinish™: Choose from over 1,800 colors for your custom painted garage door.



Panel Options

Colonial



Carriage House



Ranch




Flush



Hardware Options

Decorative Hardware

Fleur-de-Lis Handle



Bean Handle

Straps



*See BuildMark brochure for full hardware selection.

Hardware

TradeMark doors feature galvanized steel hardware.



Insulated Options

An energy-saving core of polystyrene insulation provides added comfort and helps keep your garage quieter.



Window Options





Garage Door Openers

Raynor offers a full line of residential openers, featuring a variety of horsepower and configuration options. All of our operators feature MyQ™ technology, a patented, two-way communication system that allows users to open and close the garage door and manage other household devices from anywhere in the world via a Smart Phone. Ask your authorized Raynor dealer about our residential openers, and select the ideal Raynor opener for your home.

Premium



Providing an exceptional solution for garages that don't allow for a traditional garage door opener. Prodigy II is a space-saving, wall-mounted jackshaft opener. The ultra-quiet 24V DC motor-operated Prodigy II mounts easily on the wall beside the garage door.



Admiral II with WiFi® offers the quiet reliability of a DC belt driven opener, combined with a battery backup. The Admiral II with WiFi® features MyQ™ technology, a patented, two-way communication system that allows users to open and close the garage door and manage other household devices from anywhere in the world via a Smart Phone. Standard integrated WiFi® provides an all-in-one solution with free apps for Apple and Android.



Designed to handle even the heaviest doors, the Raynor Ultra II with WiFi® combines a chain drive with a 3/4 horsepower motor. A rugged I-beam rail and chasis support gives added strength and reliable operation. A dual-drive sprocket allows the opener's speed to be adjusted to optimize door and opener performance. Standard with integrated WiFi provides an all-in-one solution with free apps for Apple and Android.

Deluxe



The Aviator II garage door opener is powered by a 1/2 hp motor with a one-piece solid belt drive rail, for quiet-running performance. Standard integrated WiFi® provides an all-in-one solution with free apps for Apple and Android.



Reliable, effortless operation comes with the Pilot garage door opener, which is powered by a 1/2 hp motor with an industrial-strength chain drive. Standard integrated WiFi® provides an all-in-one solution with free apps for Apple and Android.

Standard



A smooth-running 1/2 hp chain drive opener, the Corporal is dependable and secure. Designed for those who want an excellent combination of value and functionality with that everyday dependability of a Raynor opener.



A smooth-running 1/2 hp belt drive opener, the Airman is dependable and secure. Designed for those who want an excellent combination of value and functionality with that everyday dependability of a Raynor opener.



Designed for the consumer who values reliability, security and connectivity. The Sergeant II has built in technology to keep homeowners safe and secure while at home or away. This chain drive system offers quiet operation with industrial strength and is built to last.



Commercial Doors

Raynor also offers a wide range of commercial grade garage doors. If you are looking for beauty, security, durability and efficiency, then Raynor has the commercial garage door you are looking for. We have a complete line of sectional doors, rolling doors, fire doors and traffic doors, as well as the operators to open them.

Sectional Doors



TC Series
ThermaSeal®
TH160
SteelForm™
AlumaView®
Commercial Aspen™



StyleView™
StyleForm™
Commercial BuildMark®
Commercial TradeMark™



See your Raynor dealer for more information on our extensive line of sectional doors, from thermal efficiency to extreme durability to architecturally inspired models, find the right garage door for your building application.

High Performance



RapidCoil™

RapidCoil fabric high-speed doors utilize the industries best sealing technology, providing an extremely tight seal against wind, rain and contaminants. By combining a tight sealing door with high speed operation, a more energy efficient environment is created. The RapidCoil line also offers uncompromising safety features such as a soft bottom edge, photo eyes and reversing edge.

Rolling & Fire Doors



DuraCoil™
DuraShutter™
DuraGrille™
FireCoil™
FireCurtain™

Available in a variety of slat types and materials, our complete line of rolling doors and counter shutters perform in the most demanding industrial environments. When fire protection and safety are crucial, choose from our complete line of rolling fire-rated doors and counter shutters.

Traffic Doors



FabriCoil™

With many of the desired features of typical high-speed doors, FabriCoil Basic traffic doors offer excellent durability and reliability at an affordable price. FabriCoil traffic doors are ideal for stand-alone high traffic application, in dock applications where security is not a concern, and as a door behind a door when security is important.



Professional Installation and Service

Depend on your Raynor Dealer

When you select Raynor, you're not just getting a superior garage door - you're also getting professional garage door installation and service expertise.

Every Raynor garage door is installed by a trained Raynor professional, and that means added benefits for you. First, you won't have to deal with it yourself. Second, because it's done right the first time, your door will deliver performance and reliability from the day it's installed. Your technician will check your door for everything from safety to performance and appearance. Trust your Raynor garage door to someone who knows it better than anyone else, your professional Raynor Dealer.



P.O. Box 448, 1101 East River Rd.
Dixon, IL 61021-0448
1-800-4-RAYNOR (472-9667)



Exclusively Distributed by:

